































Materials with common properties

Grade 2 Science Worksheet

For each group, cross out the item that does not belong.
Draw one more item.

<p><u>soft</u></p>  <p>_____</p>	<p><u>shiny</u></p>  <p>_____</p>
<p><u>flexible</u></p>  <p>_____</p>	<p><u>heavy</u></p>  <p>_____</p>
<p><u>red</u></p>  <p>_____</p>	<p><u>small</u></p>  <p>_____</p>

Answers

<p><u>soft</u></p>     <p>_____</p>	<p><u>shiny</u></p>     <p>_____</p>
<p><u>flexible</u></p>     <p>_____</p>	<p><u>heavy</u></p>     <p>_____</p>
<p><u>red</u></p>     <p>_____</p>	<p><u>small</u></p>     <p>_____</p>